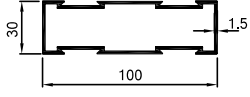
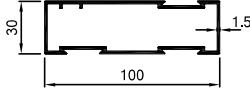
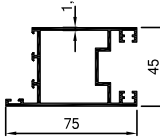
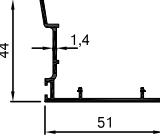
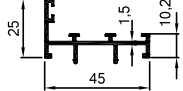
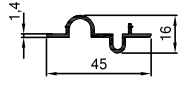
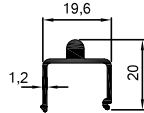
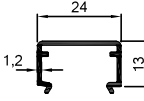
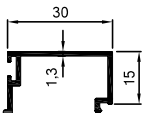
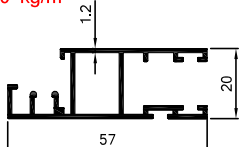
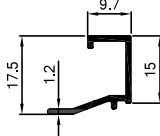
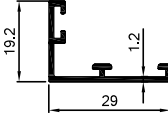
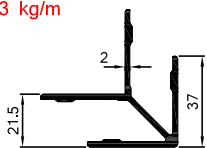
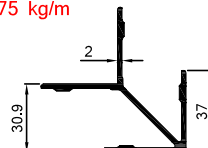


147 1.207 kg/m 	150 1.170 kg/m 	144 1.275 kg/m 	145 0.426 kg/m 
149 0.451 kg/m 	146 0.272 kg/m 	148 0.222 kg/m 	166 0.196 kg/m 
170 0.259 kg/m 	2276 0.609 kg/m 	2277 0.145 kg/m 	1086 0.217kg/m 
500 1.003 kg/m  <p>147 ve 150 no'lu profillerin çavuş bağlantısı</p>	506 1.075 kg/m  <p>144 no'lu profilin çavuş bağlantısı</p>		